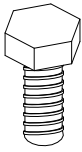
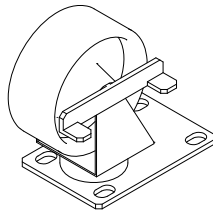


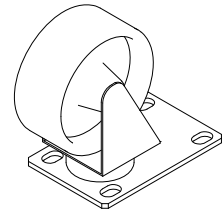
DELTA HEAT 26" PEDESTAL BASE ASSEMBLY INSTRUCTION



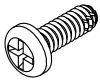
**A: HEX SCREW, 1/4-20 X 5/8
(16x)**



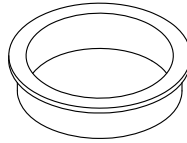
**B: CASTER WITH BRAKES
(2x)**



**C: CASTER WITHOUT BRAKES
(2x)**



**D: SCREW, 10-24 X 1/2 TYPE-F
(23x)**



**E: PLASTIC BUSHING
(2x)**



**F: 10-32 x 1/2 MACHINE SCREW
(8x)**



**G: 8-32 x 3/8 MACHINE SCREW
(4x)**



**H: 8-32 KEP NUTS
(4x)**

TOOLS REQUIRED:

1. 7/16 WRENCH OR 7/16 SOCKET WRENCH
2. ELECTRIC SCREWDRIVER

